





**AIRWAY TEAM DOFFING**  
**3m VERSAFLOW TR300 HEADGEAR**  
**SLOW DOWN, SLOW IS SAFE!**

<b>IDENTIFY SAFETY OFFICER/BUDDY</b>		Recommended: Doff in anteroom alone if possible
<b>HAND HYGIENE/GEL</b>		
<b>REMOVE OUTER GLOVES</b>		
<b>HAND HYGIENE/GEL</b>		
<b>UNTIE GOWN AND REMOVE (INSIDE OUT)</b>		
<b>HAND HYGIENE/GEL, NEW OUTER GLOVES</b>		
<b>SIT DOWN AND REMOVE ORTHO BOOTIES</b>		
<b>REMOVE OUTER GLOVES, HAND HYGIENE/GEL</b>		

<p><b>WIPE DOWN UPPER PART OF HOSE, HOOD, AND FACE SHIELD</b></p>		
<p><b>DISCONNECT HOSE FROM HOOD, LET IT HANG</b></p>		
<p><b>REMOVE HOOD BY ROLLING FROM BACK TO FRONT, PULL FORWARD AWAY FROM YOUR FACE</b></p>	<p>Optional: Keep hood for reuse if not exposed to COVID</p>	
<p><b>HAND HYGIENE/GEL</b></p>		
<p><b>TURN OFF PAPR, REMOVE BELT, WIPE DOWN PAPR/BELT, PLACE INTO BAG</b></p>		

Last updated: 12-10-2020

<b>REMOVE INNER GLOVES, HAND HYGIENE/GEL</b>		
--	--	--

**EXIT ANTECHAMBER**

**BRING WIPED DOWN SUPPLIES AND PAPR/BELT TO ANESTHESIA  
WORKROOM.**

**CONTACT CARLOS OR JODY FOR CHANGES**